

Littleton Regional Healthcare Patient Portals

Personal
Records
Guides

At LITTLETON REGIONAL HEALTHCARE, we believe that every patient should have easy, instant access to his or her health information at any time. We are pleased to present this opportunity through the use of two secure internet portals*:

PHYSICIAN'S PRACTICE PORTAL – for communication with your physician's office regarding visits, allergies & medications, labs & future appointments.

LRH HOSPITAL PATIENT PORTAL – for a summary of your Emergency Department visit and inpatient stay.

All you need to activate this service is a valid email address.

Physician Practice Patient Portal – How to Register

Step 1:

Complete adult or child LRH Physician Practice Portal Registration form at your doctor's office, or print form from the Patient Portal on the LRH website littletonhealthcare.org and mail to Patient Portal Helpdesk (address on form).

Once we receive your registration form, your account will be web-enabled. We will email you a temporary password.

Step 2:

Go to littletonhealthcare.org. Click on Patient Portal menu tab in the upper right hand corner. Under Physician Practice Patient Portal, go to menu item #3 and click on link to Physician Practice Patient Portal.

Step 3:

Validate your identity by entering your date of birth or phone number

Step 4:

Reset your password and select a security question.

Step 5:

Read eClinicalWorks Consent form. Once complete, click Next.

Step 6:

Read the Practice Consent form. Check the box to agree to terms of use and click Agree.

Congratulations! Your account has now been activated.



Congratulations, you have authenticated yourself.
Please select your new password.
Refer Password Guidelines to create secure passwords.

User Validation

Welcome Bob,

As an added security measure, please answer **any one** of the questions below to authenticate yourself. By submitting this information, you are confirming that you are the intended recipient of the access credentials and have not obtained the information in error.

Date Of Birth

OR

Phone Number

Ext.

Submit

Cancel

eClinicalWorks Consent form

Practice Consent form

Patient Acknowledgement and Agreement
I acknowledge that I have read and fully understand this consent form. I understand the risks associated with online communications between my physician and me, and consent to the conditions outlined herein. In addition, I agree to follow the instructions set forth herein, as well as any other instructions that my physician may impose to communicate with patients via online communications. I have had a chance to ask any questions that I had and to receive answers. I have been proactive about asking questions related to this consent agreement. All of my questions have been answered and I understand and concur with the information provided in the answers.

Scroll down to read the entire form

Next

Cancel

eClinicalWorks Consent form

Practice Consent form

Signature of Patient (or Legal Rep.)
Please return this completed form to our office and we will set up your Patient Portal account
We will send your User Name and Password to your home email address. When you receive your patient portal email, please log on and change your password under the My Account section.

☒ I have read the consent form and the above information.

Agree

Disagree

**Your Physician may not see your test results before you see them in LRH Patient Portals. If you have any questions or concerns please contact your Physician's office concerning those results.*

LRH Hospital Patient Portal – How to Register



Create an Account from an Invitation

Welcome to the FollowMyHealth® Patient Portal. This patient portal offers convenient 24/7 online access to your Healthcare Summary (under the Documentation tab). Follow the easy steps below to get started.

Step 1:

When you register for your procedure at LRH, you will be asked for an email address, and if you would like to sign up for the FollowMyHealth® patient portal. Enter your email to begin.

You will then receive an email from **noreply@FollowMyHealth.com** that contains a link to the FollowMyHealth® patient portal website where you can enroll.

Step 2:

Click "Sign Up and Connect." If you already have a FollowMyHealth® account, click "Sign in and add this connection."

Step 3:

Create a FollowMyHealth® username. By default, your email address will appear in the username box. This will make it easy for you to remember your username and is highly recommended. Next, create a password and re-enter your password to continue.


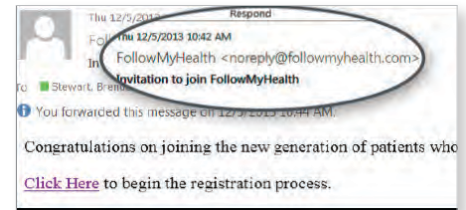
Step 4:

Once you have created your FollowMyHealth® account, it is time to add your doctor's office. Please follow the screen instructions to accept our terms of service, enter your invite code, and accept the release of information.

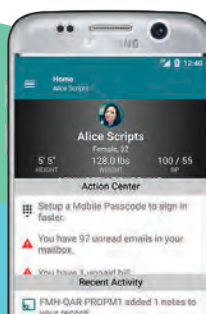
Congratulations!

You are now able to take advantage of the many great features of FollowMyHealth. For technical support on the FollowMyHealth web portal, call 1.888.670.9775.

For questions about your personal health records, you may call the hospital at 603.444.9000 or 800.464.7731 during regular business hours.



Download the FollowMyHealth® App and log in with your username and password for access on-the-go!



LITTLETON
REGIONAL HEALTHCARE

600 St. Johnsbury Rd., Littleton, NH 03561
603.444.9000 | 800.464.7731
littletonhealthcare.org